


**State of New Hampshire
Department of Health and Human Services**

Trending in Data During COVID-19

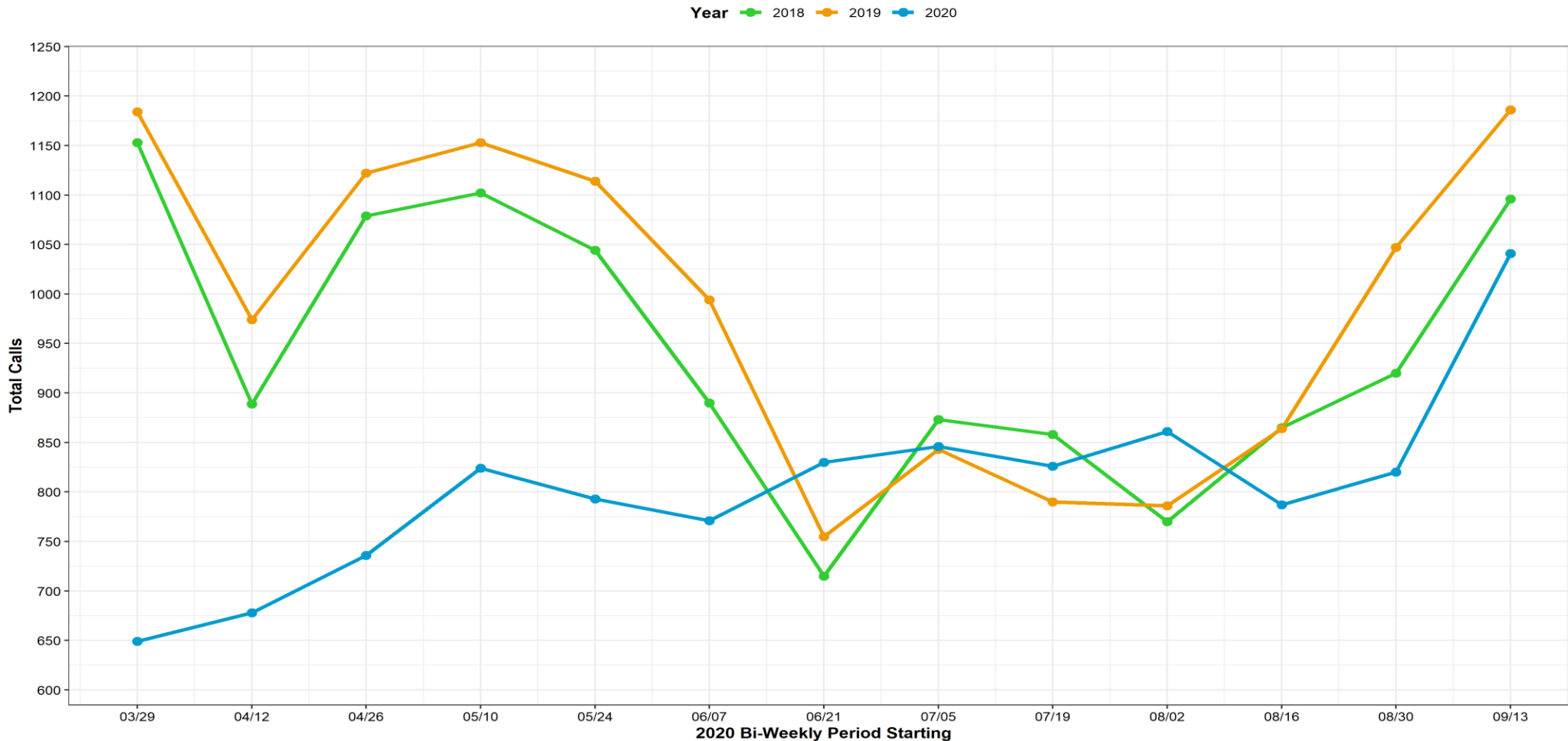
Division for Children, Youth and Families

September 29, 2020



Child Protection Central Intake Data

All Referrals to Intake: Comparing 2018 - 2020
Bi-Weekly Periods Mar. 29 - Sep. 26



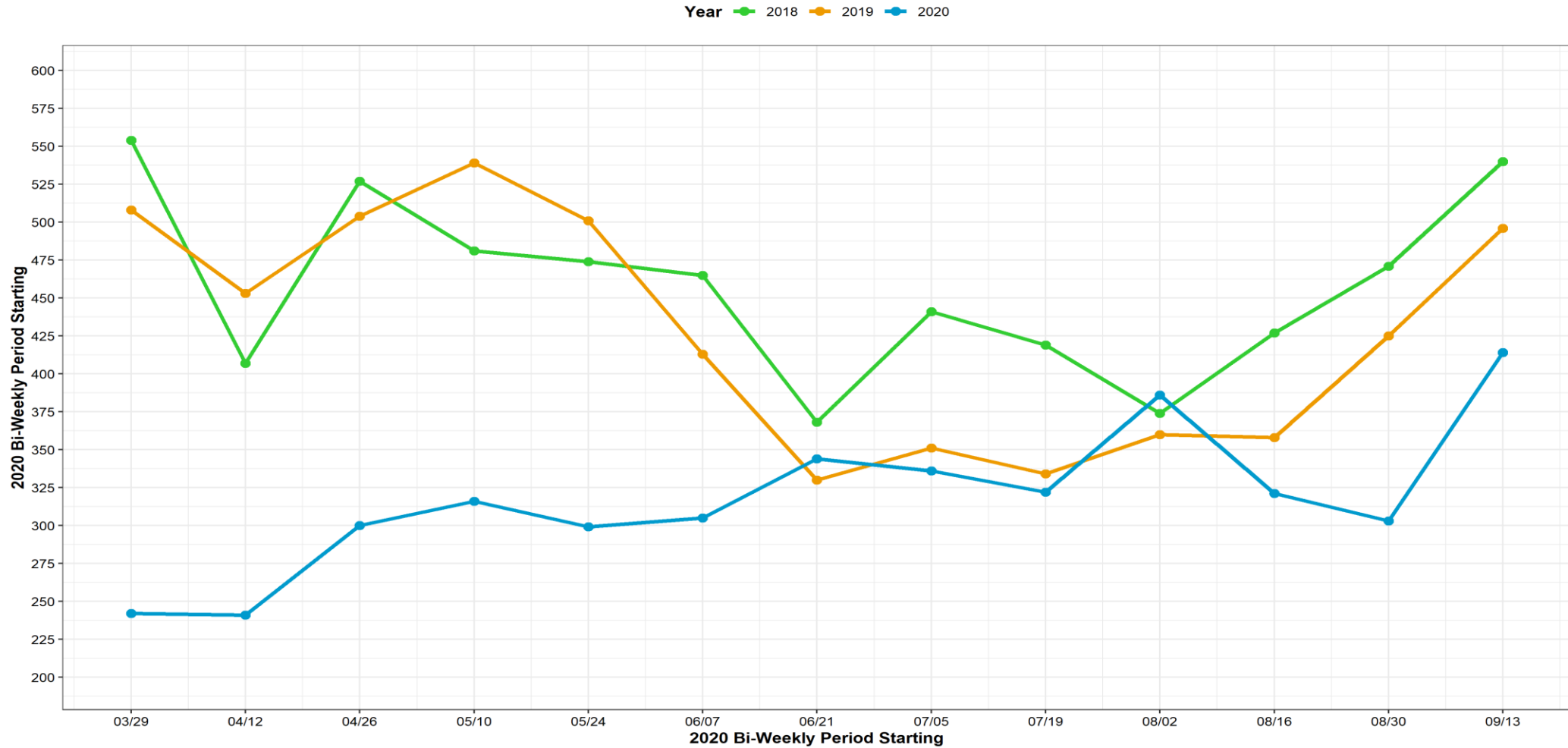
Extracted from Bridges (SACWIS) on 2020-09-29

Note: Due to a Bridges maintenance issue, some reports from Friday 7/31 and Saturday 8/1 are not included for 7/19 bi-week but in the 8/2 bi-week.



Screened In Referrals (accepted for further assessment)

Screened In Referrals: Comparing 2018 - 2020, Based on Referral Date
Bi-Weekly Periods Mar. 29 - Sep. 26

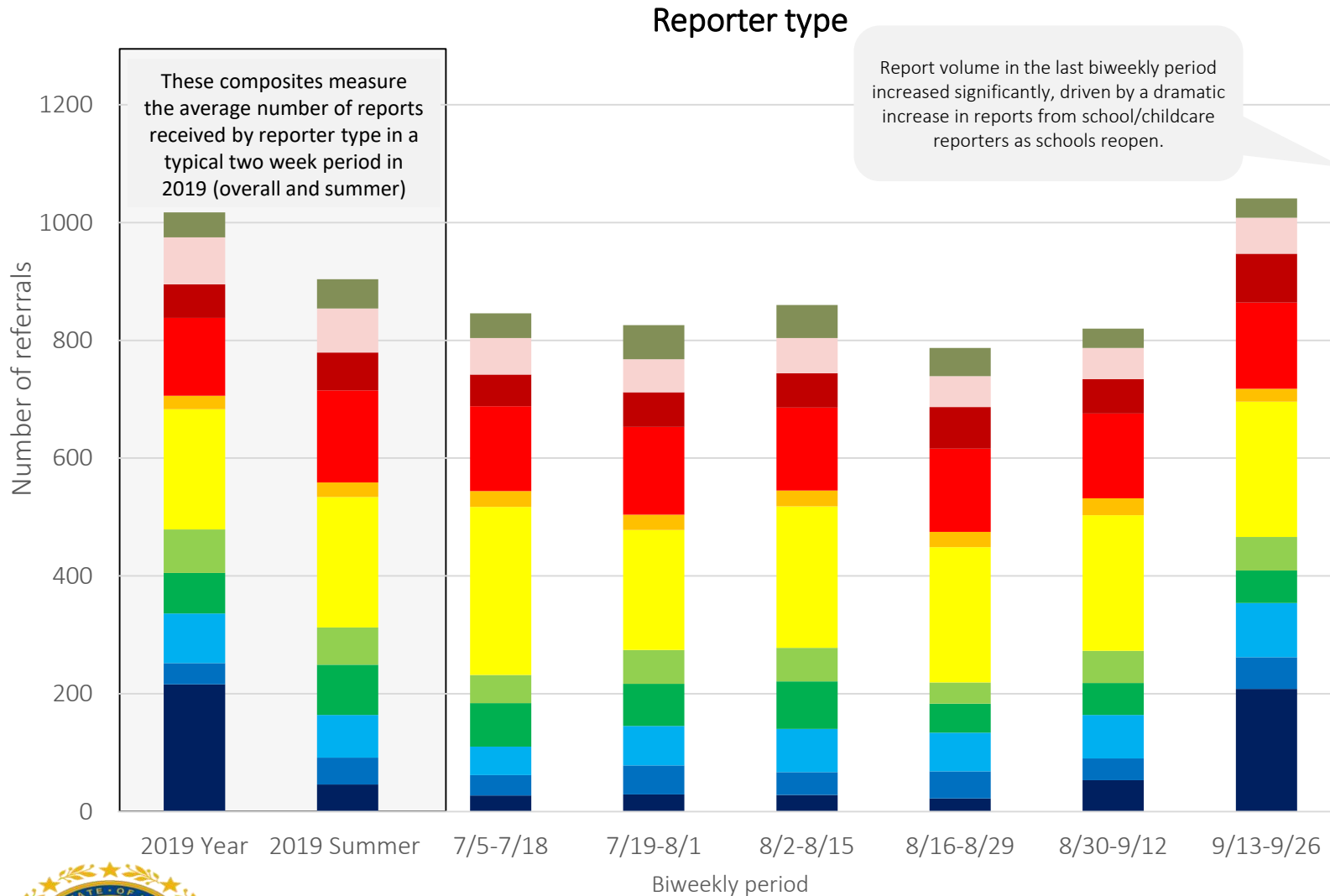


Extracted from Bridges (SACWIS) on 2020-09-29

Note: Due to a Bridges maintenance issue, some reports from Friday 7/31 and Saturday 8/1 are not included for 7/19 bi-week but in the 8/2 bi-week.



Child Protection Referrals by Reporter Type (Preliminary)



Change in number of reports by reporter category for most recent period

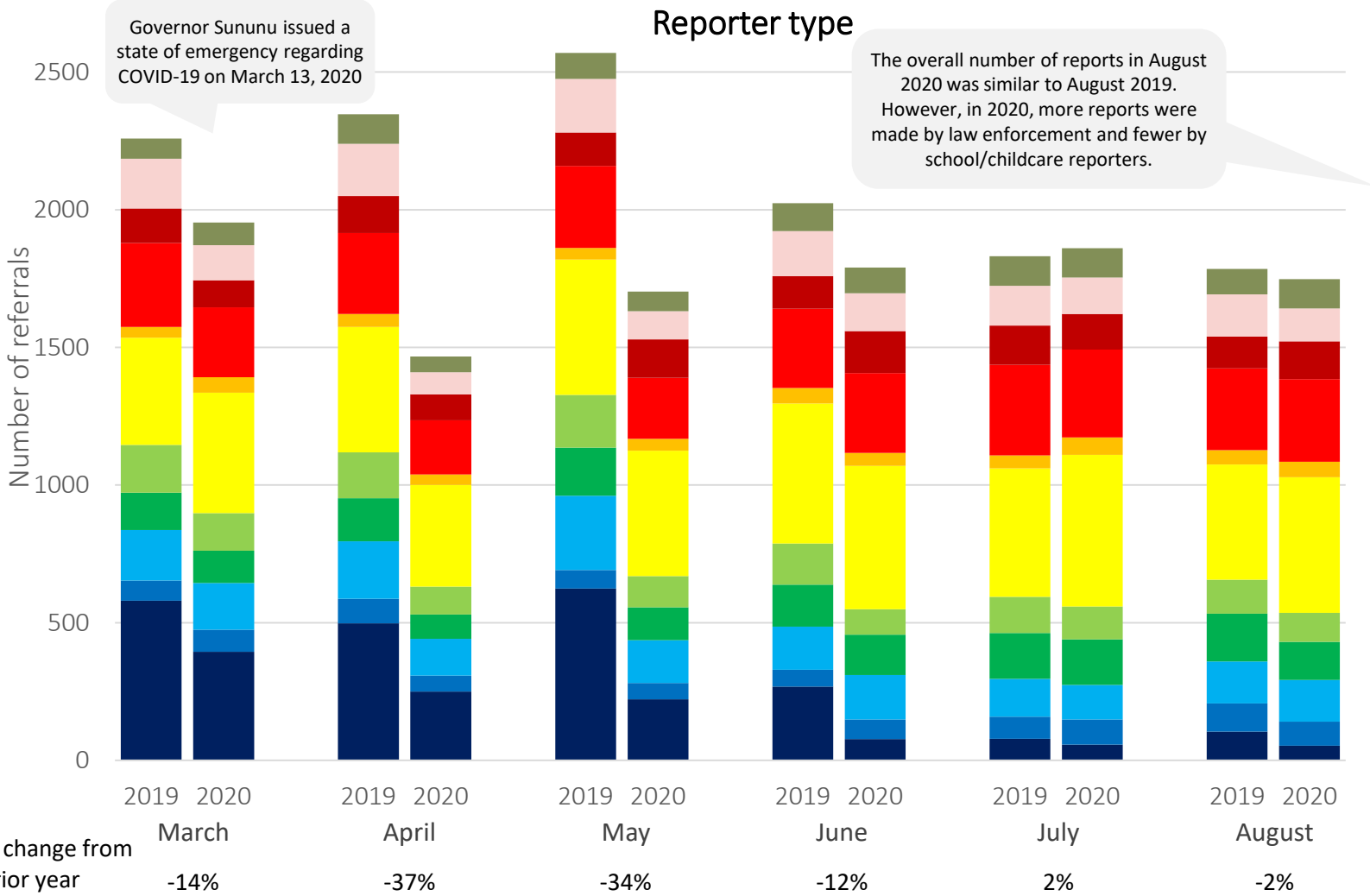
Category	% change from 2019 composite	% change: 8/30-9/12 to 9/13-9/26	# from 9/13-9/26
School/Childcare	-4%	292%	208
CPSW	51%	46%	54
Mental Health	9%	24%	92
Other	-20%	0%	55
Social Worker (incl. school social workers)	-23%	4%	57
Law Enforcement	13%	0%	230
Court/Probation/GAL	-4%	-24%	22
Parent/Guardian/Family	10%	2%	146
Anonymous/Unknown	46%	43%	83
Medical	-23%	15%	61
Other Comm. Agency	-22%	0%	33
Total	2%	27%	1041

Why this matters: tracking referrals by reporter helps us monitor the impact of COVID-19 on our reporting network and identify groups we could activate to look out for kids and support families

Source: NH SACWIS – Bridges data extracted 9/28/2020. Note: Due to a Bridges maintenance issue, a small number of reports from the current biweekly period may instead be counted in the next biweekly period.



Child Protection Referrals by Reporter Type (Preliminary)



Change in number of reports by reporter category for most recent month

Category	# from August 2019	# from August 2020	% change: August 2019 to August 2020
School/Childcare	105	54	-49%
CPSW	102	87	-15%
Mental Health	153	151	-1%
Other	173	139	-20%
Social Worker (incl. school social workers)	123	105	-15%
Law Enforcement	419	493	18%
Court/Probation/GAL	52	56	8%
Parent/Guardian/Family	297	300	1%
Anonymous/Unknown	115	137	19%
Medical	154	119	-23%
Other Comm. Agency	92	107	16%
Total	1785	1748	-2%

Why this matters: tracking referrals by reporter helps us monitor the impact of COVID-19 on our reporting network and identify groups we could activate to look out for kids and support families



Source: NH SACWIS – Bridges data extracted 9/15/2020.

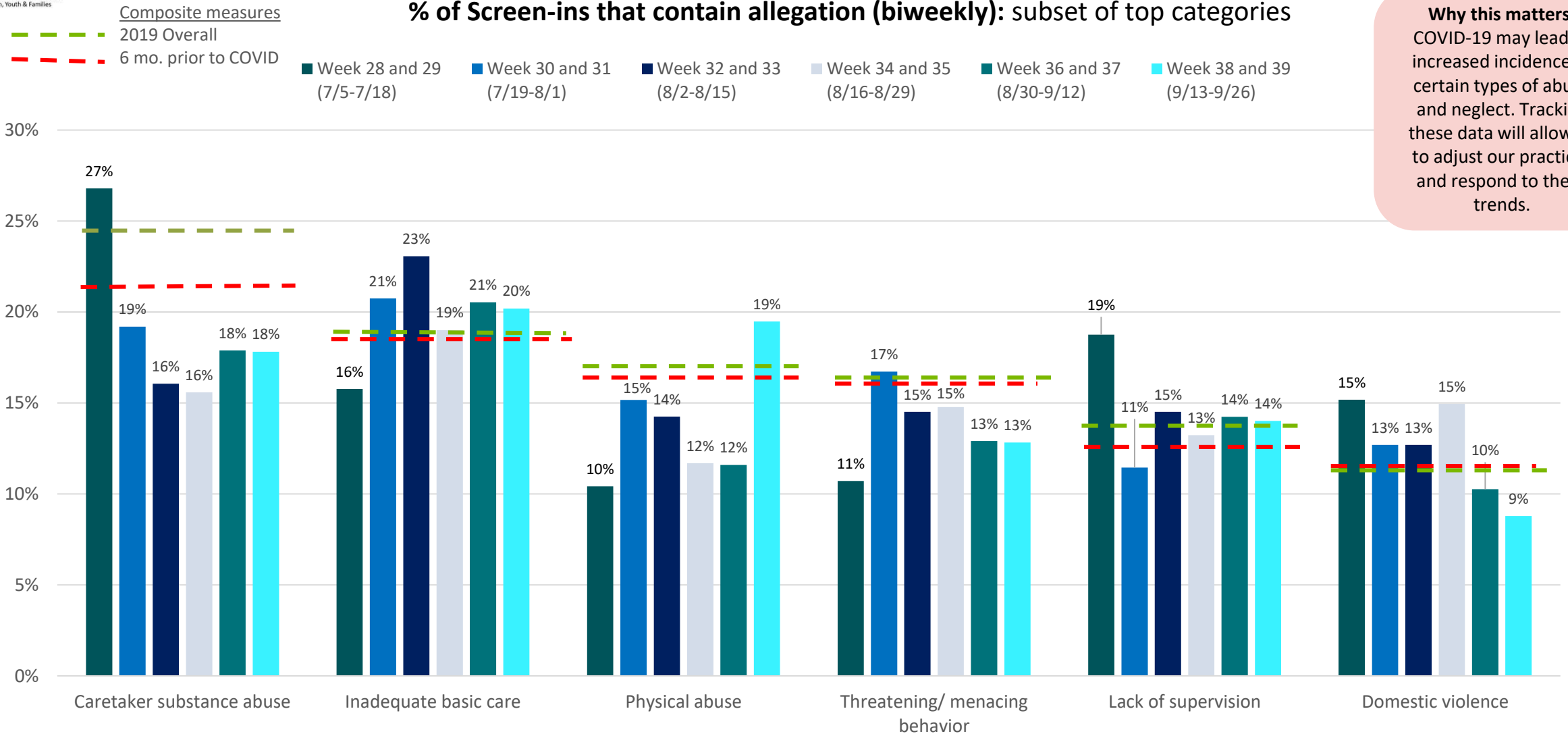




Frequency of allegations (biweekly): Reports containing allegations of physical abuse after being less frequent over the last several biweekly periods.

NH Department of Health & Human Services
Division for Children, Youth & Families

% of Screen-ins that contain allegation (biweekly): subset of top categories

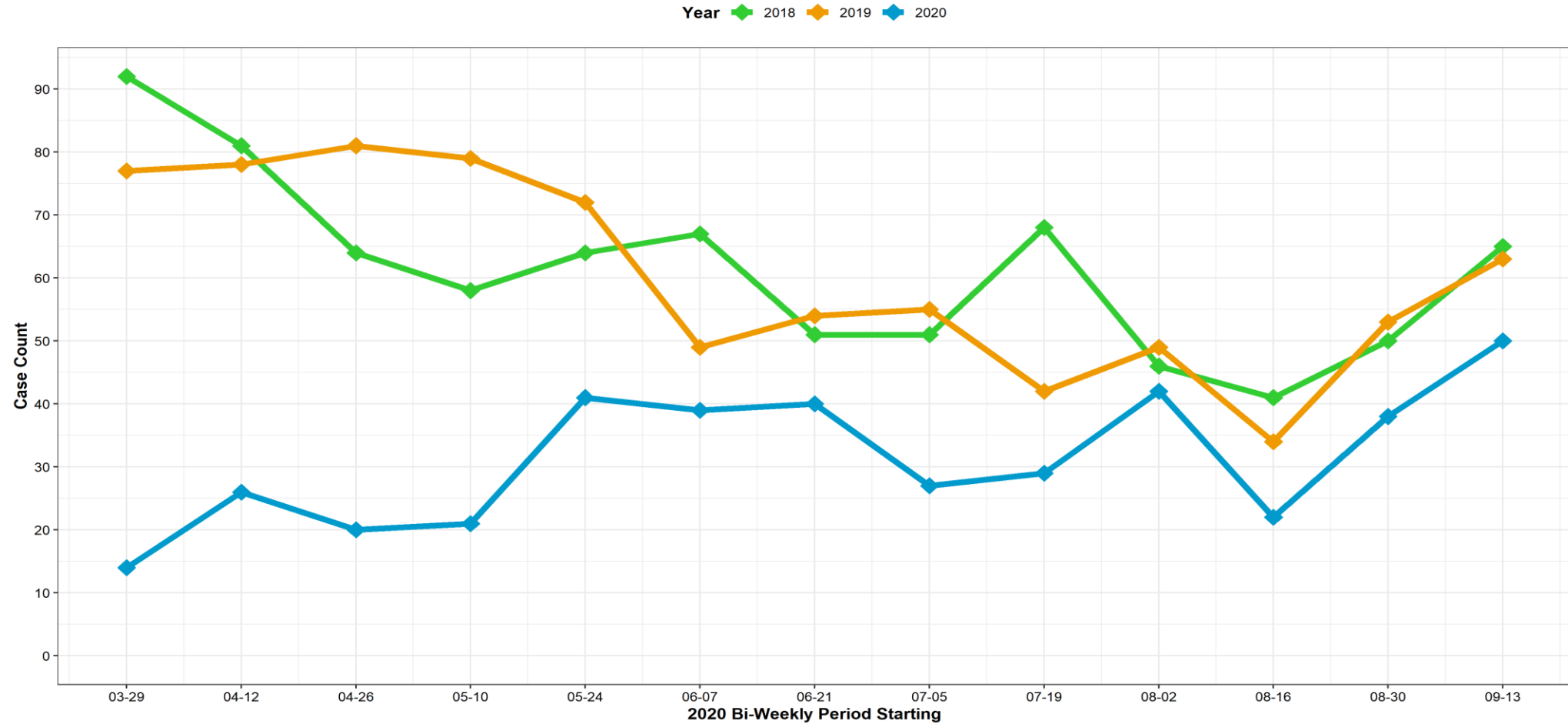


Why this matters:
COVID-19 may lead to increased incidence of certain types of abuse and neglect. Tracking these data will allow us to adjust our practices and respond to these trends.

Note: Summer 2019 composite calculated for biweekly basis from data from July and August 2019 and 6 mo prior to COVID composite calculated for biweekly basis from data from September 1, 2019 to February 29, 2020. Top allegation types displayed above, accounting for 67% of all allegations. Share is calculated by counting the number of screen-ins that an allegation type appears in and dividing by total number of screen-ins for the period. Allegations were only counted once per screen-in so as to not measure duplicate allegations within the same referral (e.g., allegations of inadequate basic care against two parents in one referral only count as one allegation in the chart above). Includes allegations collected at intake and during assessment. Source: NH SACWIS - Bridges data extracted 9/28/2020.

Juvenile Justice Case Data

Juvenile Justice Cases Opened, Comparing Trends for Years 2018-2020
Bi-Weekly Periods Mar. 29 - Sep. 26

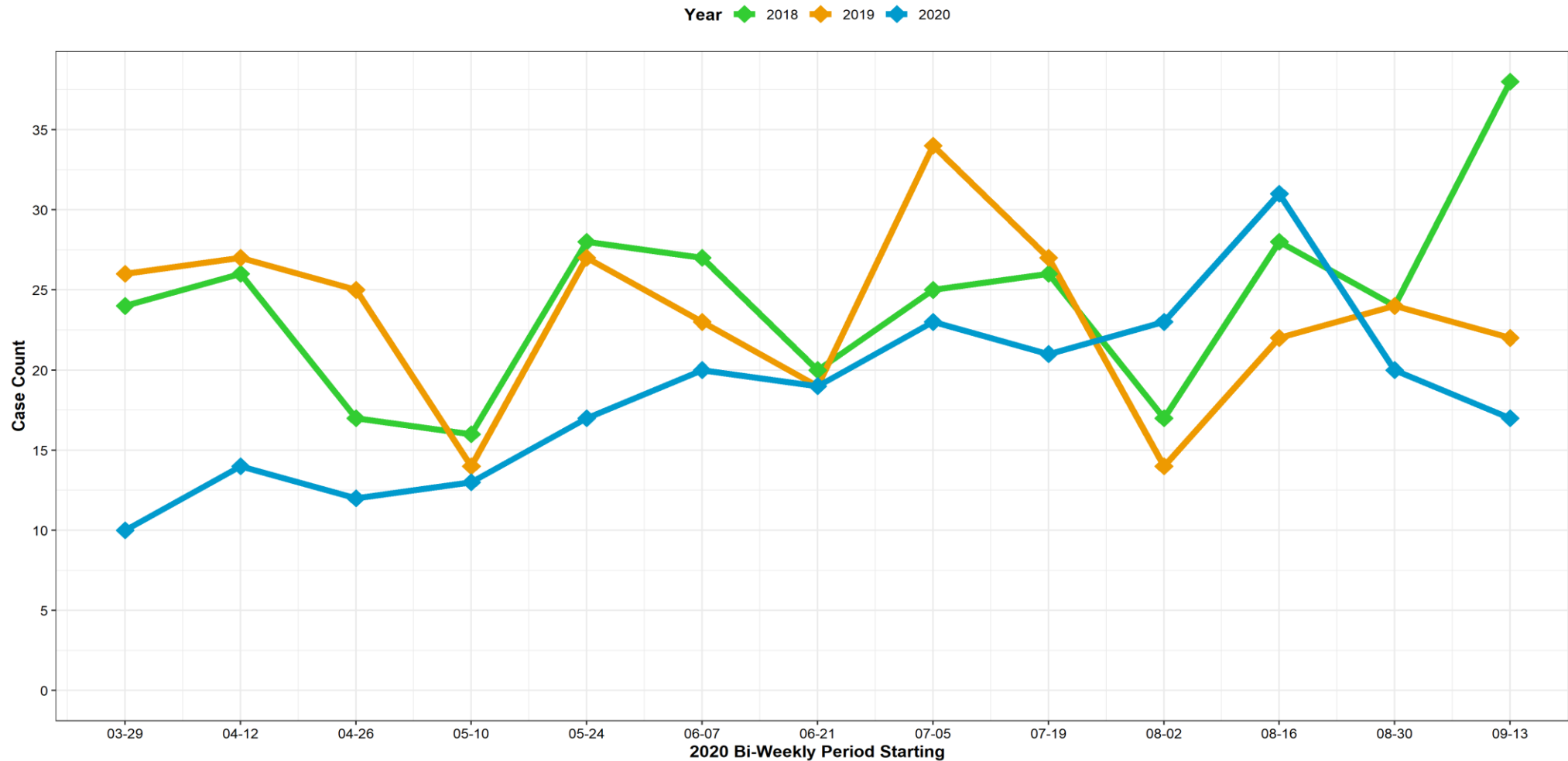


Data Source: NH SACWIS- Bridges, extracted on 2020-09-29



Child Protection Case Data

Child Protection Cases Opened, Comparing Trends for Years 2018-2020
Bi-Weekly Periods Mar. 29 - Sep. 26

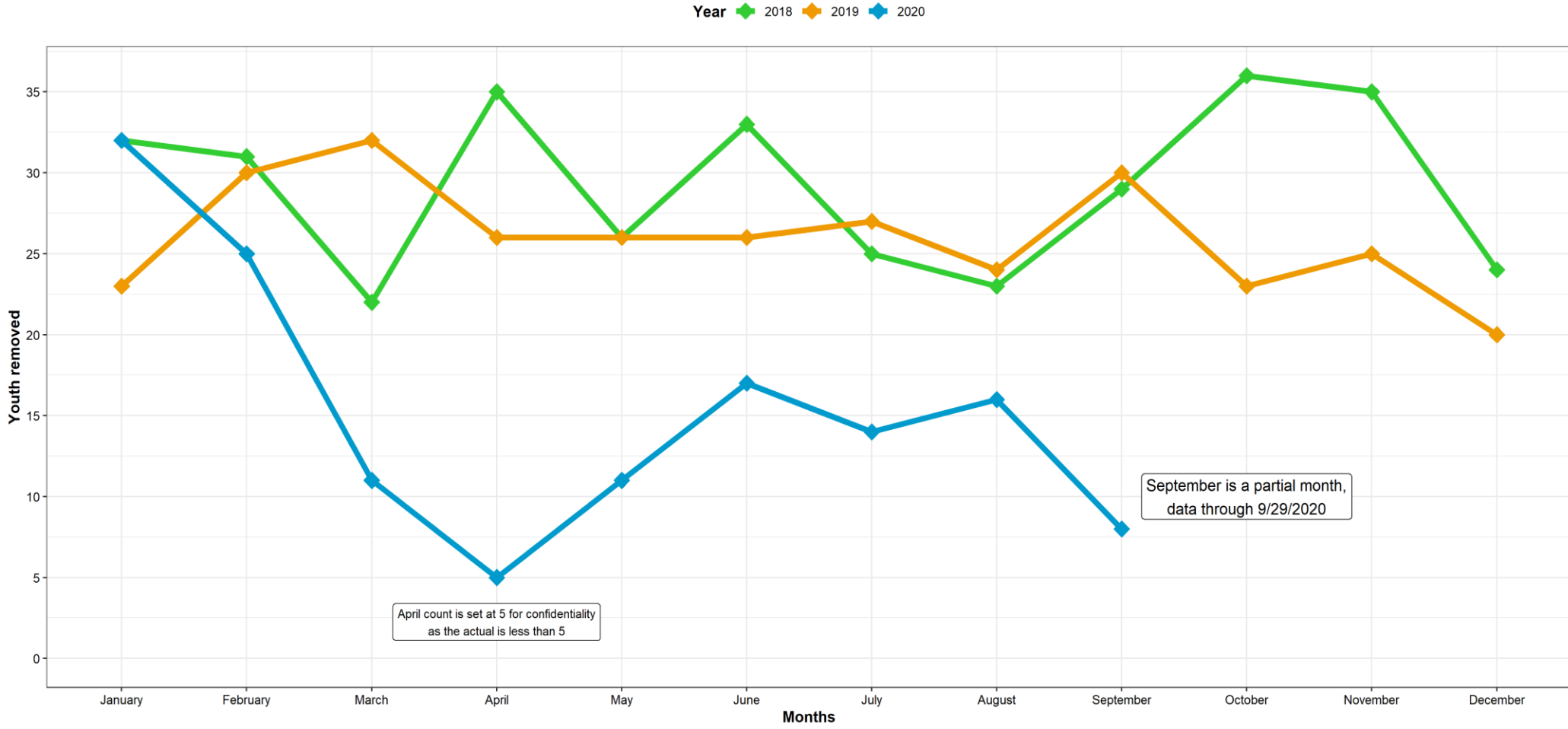


Data Source: NH SACWIS- Bridges, extracted on 2020-09-29



Juvenile Justice Removal Data

Juvenile Justice Removals, 2018 - 2020
Monthly Comparison by Year, Unique Count of Youth by Month

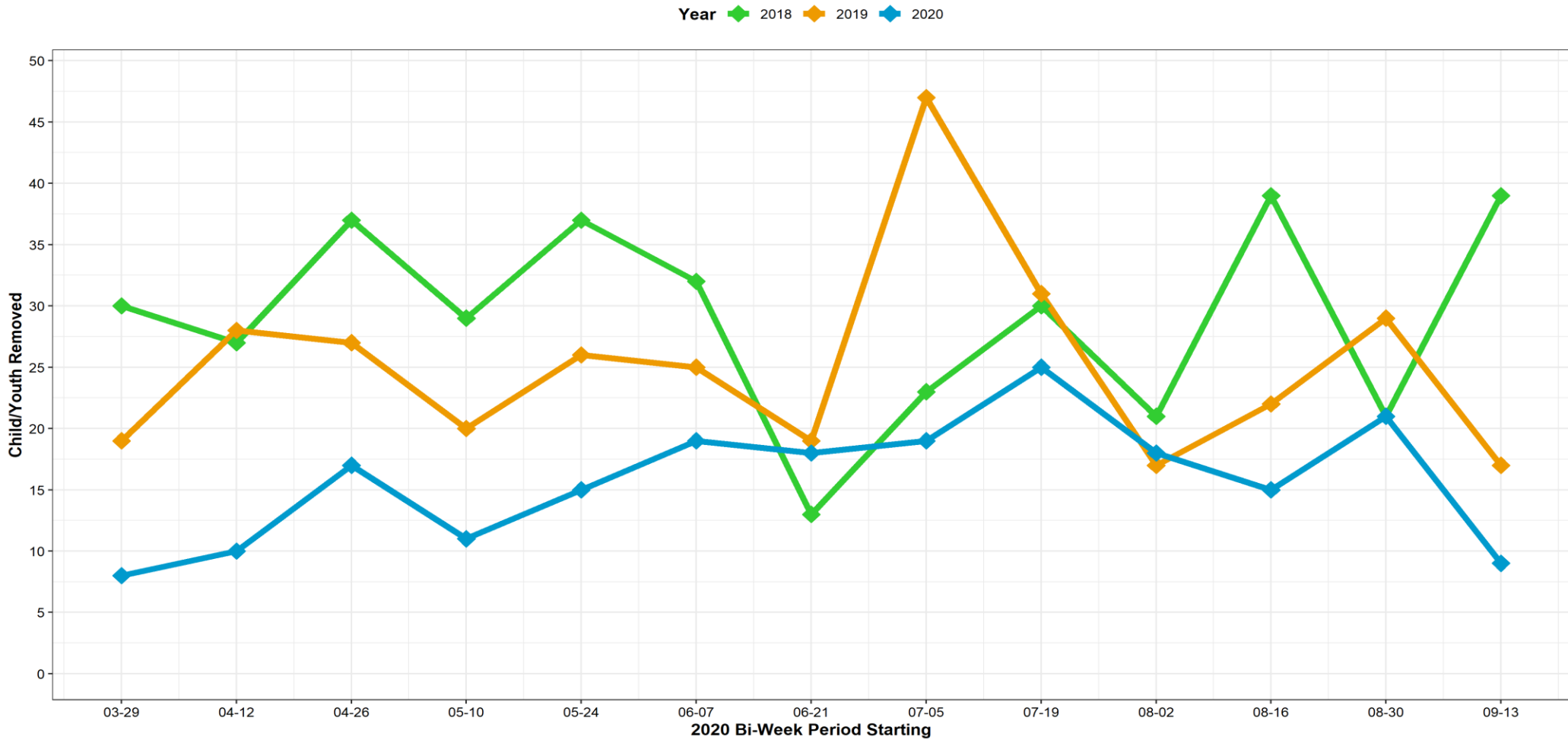


Data Source: NH SACWIS- Bridges, extracted on 2020-09-29



Child Protection Removal Data

Child Protection Removals, Comparison Years 2018-2020
Bi-Weekly Periods Mar. 29 - Sep. 26



Data Source: NH SACWIS- Bridges, extracted on 2020-09-29

