

Manchester Opioid Crisis Summary

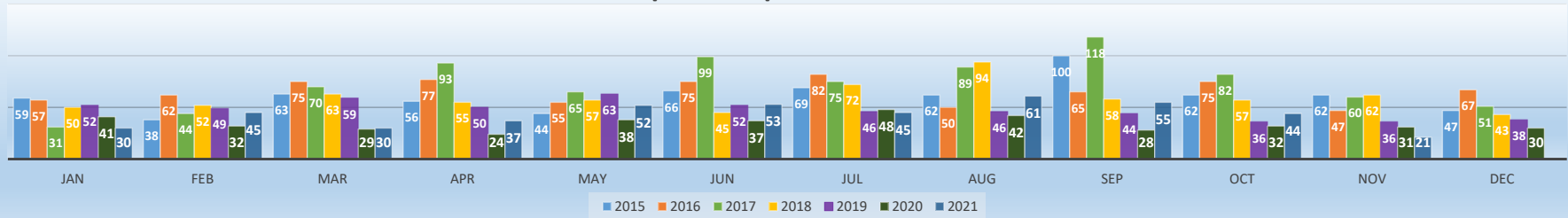
Change in Past 365 Days Compared to Previous 365 Days

24% Increase in Total Overdoses

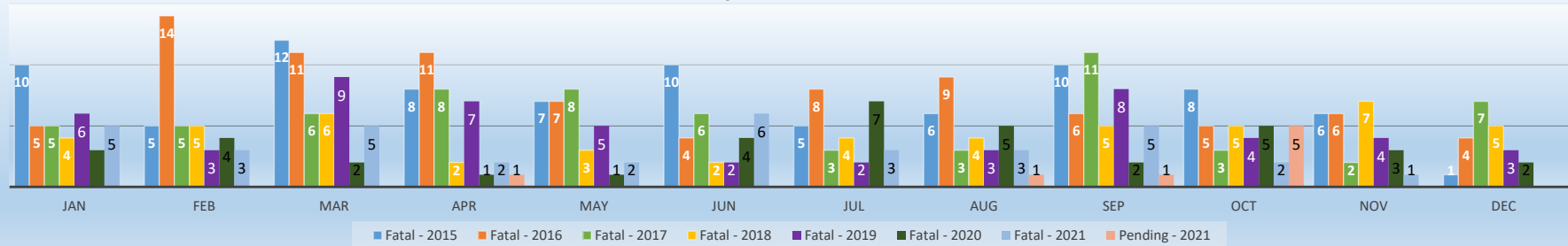
22% Increase in Fatal Overdoses (Includes Pending)

2015		2016		2017		2018		2019		2020		2021		All Years	
Total ODs	728	Total ODs	787	Total ODs	877	Total ODs	706	Total ODs	568	Total ODs	411	Total ODs	473	Total ODs	4542
Fatalities	88	Fatalities	90	Fatalities	67	Fatalities	52	Fatalities	56	Fatalities	39	Fatalities	37	Fatalities	429
Pending	0	Pending	0	Pending	0	Pending	0	Pending	0	Pending	0	Pending	8	Pending	8
Fatality %	12%	Fatality %	11%	Fatality %	8%	Fatality %	7%	Fatality %	10%	Fatality %	9%	Fatality %	10%	Fatality %	10%
Narcan (mg)	355	Narcan (mg)	351	Narcan (mg)	796	Narcan (mg)	549	Narcan (mg)	637	Narcan (mg)	800	Narcan (mg)	0	Narcan (mg)	2688

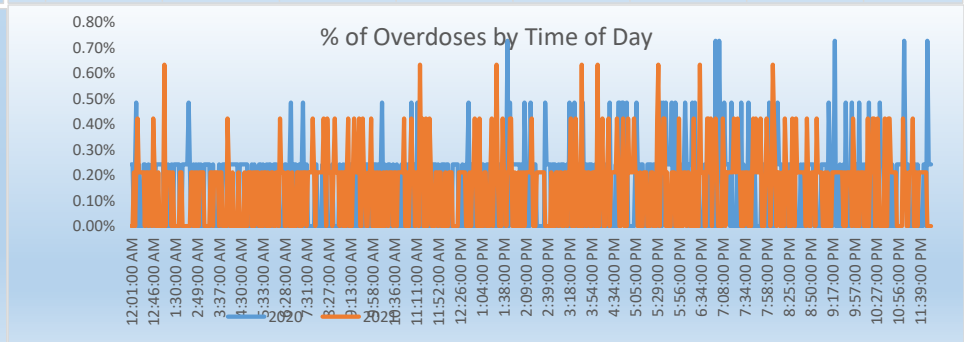
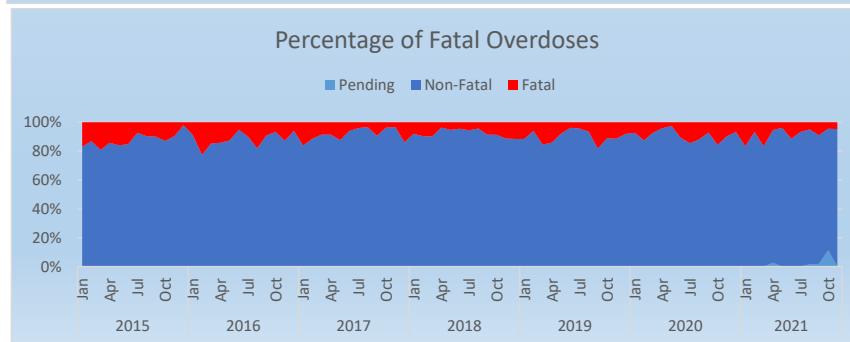
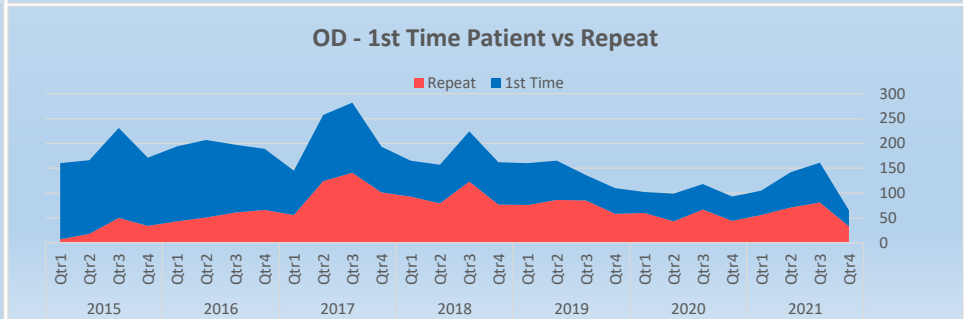
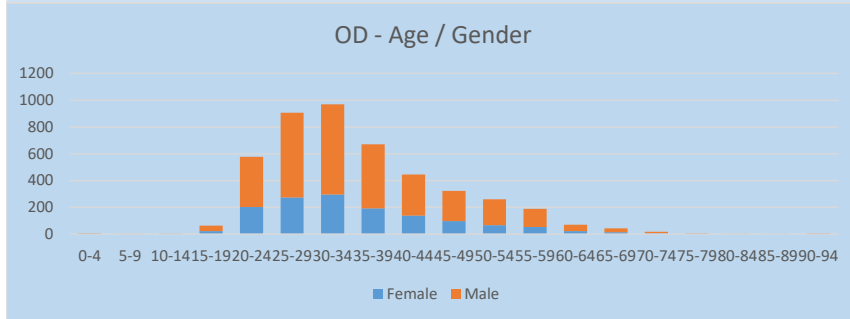
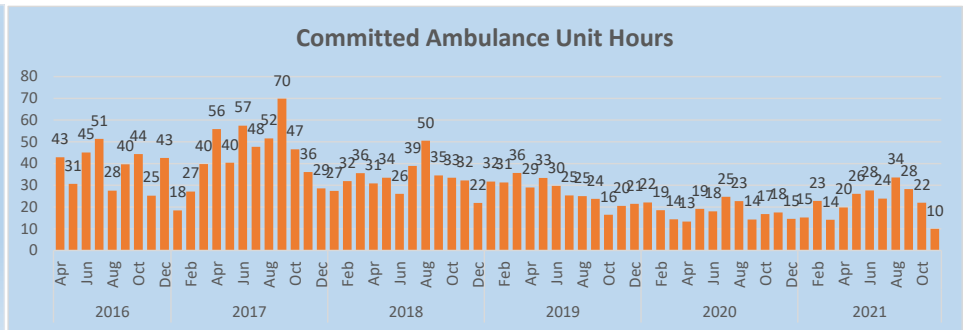
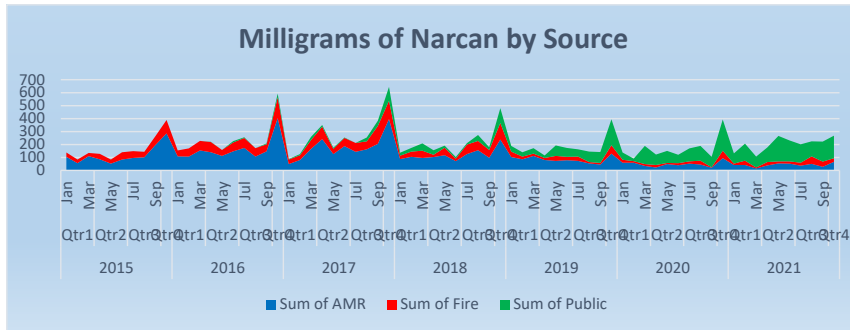
Suspected Opioid Overdoses



Fatal Opioid Overdoses*



*All fatality data is subject to NH Medical Examiner confirmation and as such, may change.



*All fatality data is subject to NH Medical Examiner confirmation and as such, may change.

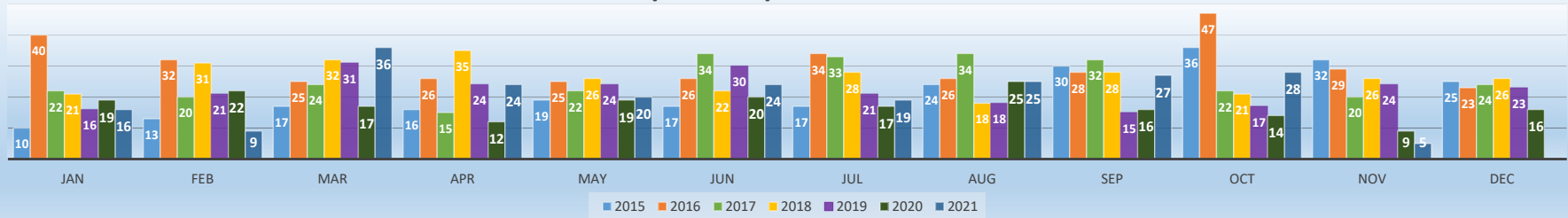
Nashua Opioid Crisis Summary

Change in Past 365 Days Compared to Previous 365 Days

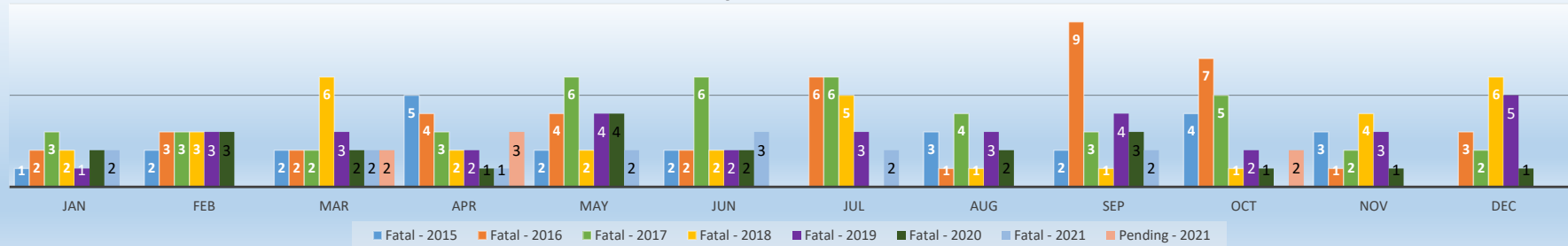
15% Increase in Total Overdoses
-15% Decrease in Fatal Overdoses (Includes Pending)

2015		2016		2017		2018		2019		2020		2021		All Years	
Total ODs	256	Total ODs	361	Total ODs	302	Total ODs	314	Total ODs	263	Total ODs	206	Total ODs	233	Total ODs	1928
Fatalities	26	Fatalities	44	Fatalities	45	Fatalities	35	Fatalities	35	Fatalities	22	Fatalities	14	Fatalities	221
Pending	0	Pending	0	Pending	0	Pending	0	Pending	0	Pending	0	Pending	7	Pending	7
Fatality %	10%	Fatality %	12%	Fatality %	15%	Fatality %	11%	Fatality %	13%	Fatality %	11%	Fatality %	9%	Fatality %	12%
Narcan (mg)	105	Narcan (mg)	159	Narcan (mg)	412	Narcan (mg)	278	Narcan (mg)	227	Narcan (mg)	331	Narcan (mg)	0	Narcan (mg)	1180

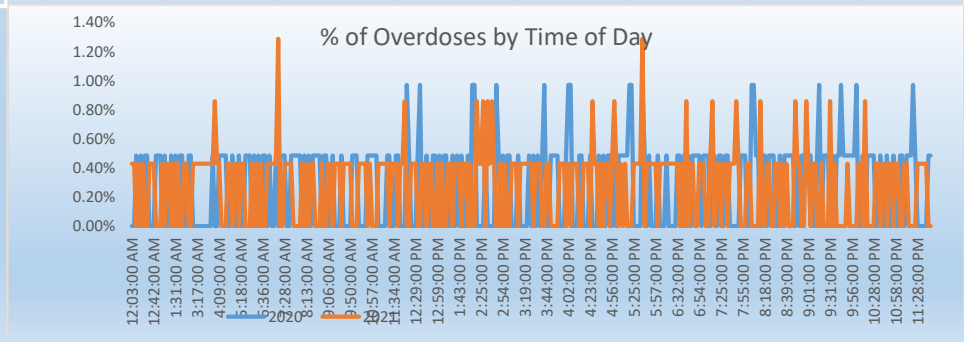
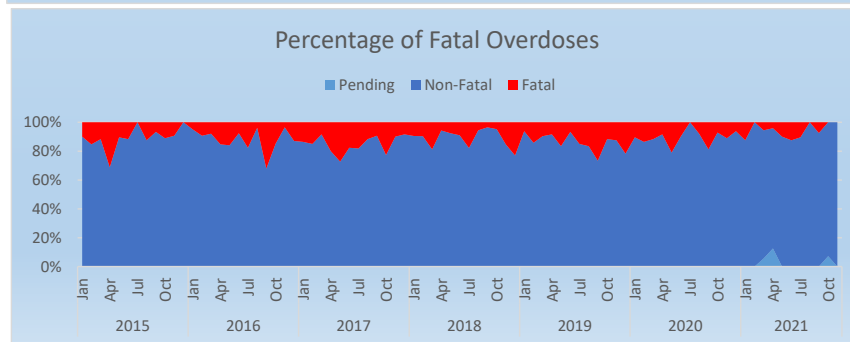
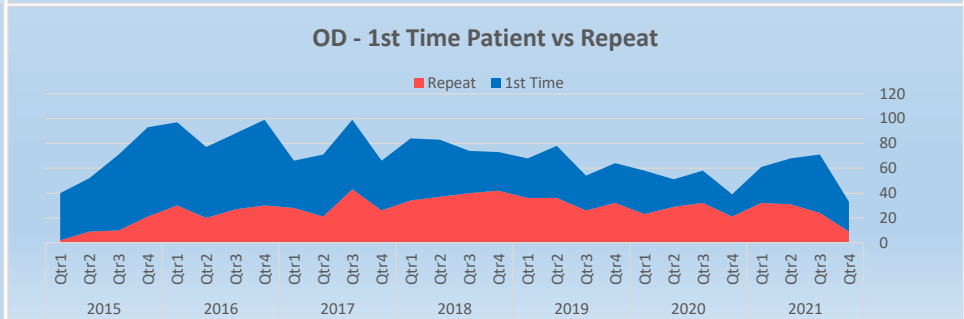
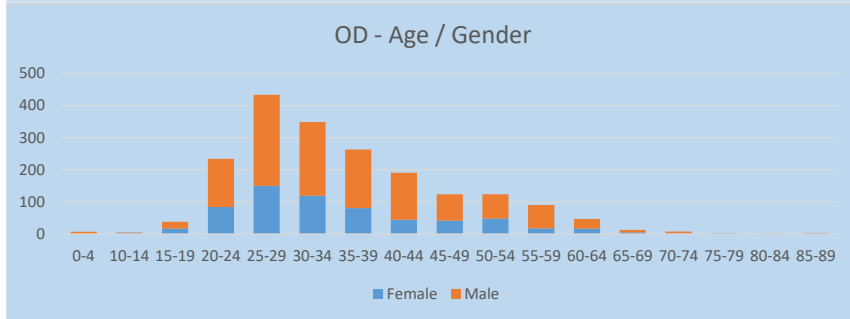
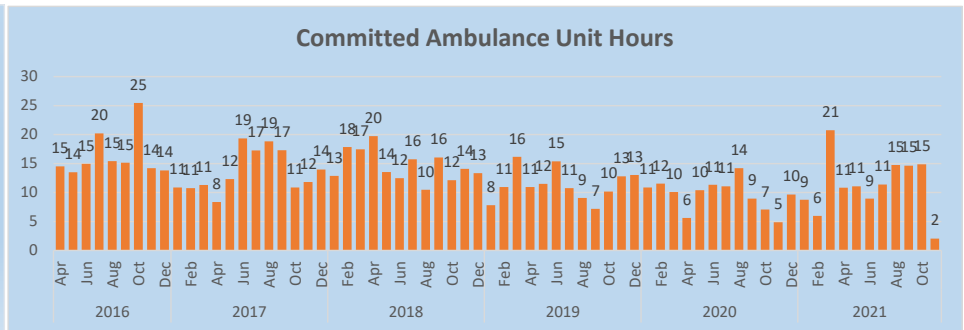
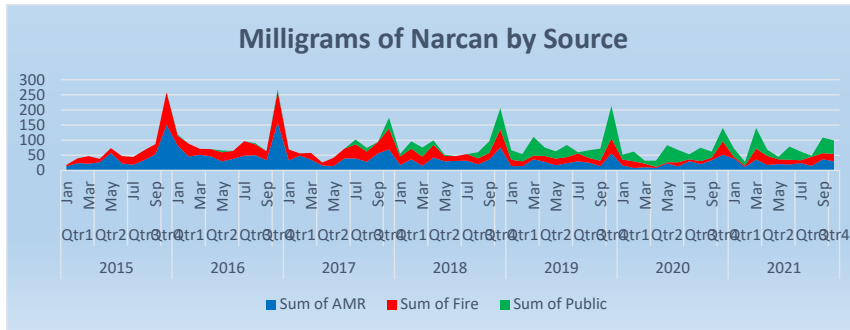
Suspected Opioid Overdoses



Fatal Opioid Overdoses*



*All fatality data is subject to NH Medical Examiner confirmation and as such, may change.



*All fatality data is subject to NH Medical Examiner confirmation and as such, may change.