



MANCHESTER, NH NOVEMBER 2022 SUSPECTED OPIOID OVERDOSES BY THE NUMBERS

<u>HOW MANY</u>	<u>NOVEMBER</u>	<u>YTD</u>
SUSPECTED OPIOID OVERDOSES	48	656
CHANGE FROM THE PRIOR MONTH	+ 14	
% CHANGE FROM PRIOR MONTH	+ 41%	

SUSPECTED OPIOID OVERDOSE DEATHS* 3 73

**All fatality data is subject to confirmation by the Office of the Chief NH Medical Examiner and as such is subject to change.*

<u>WHERE DID THEY HAPPEN</u>	<u>MONTH</u>	<u>YTD</u>
HOME OR RESIDENCE	42%	36%
PUBLIC BUILDING OR PUBLIC AREA	25%	28%
ROADWAY OR VEHICLE	17%	20%
BUSINESS OR COMMERCIAL	4%	7%
HOTEL OR MOTEL	4%	5%
BAR OR RESTURANT	0%	1%
JAIL OR PRISON	4%	1%
FIREHOUSE	0%	0%
MEDICAL FACILITY	4%	2%

<u>REPORTED CURRENT PLACE OF RESIDENCE</u>	<u>MONTH</u>	<u>YTD</u>
MANCHESTER	52%	42%
HOMELESS/NO FIXED ADDRESS	35%	43%
OTHER NH COMMUNITY	8%	8%
OUT OF STATE	0%	2%
NASHUA	2%	2%
UNKNOWN/NOT REPORTED	2%	4%

<u>WAS THIS THE 1ST OPIOID OD ENCOUNTER IN NASHUA AND/OR MANCHESTER?</u>	<u>MONTH</u>	<u>YTD</u>
1st ENCOUNTER	58%	50%
REPEAT ENCOUNTER	42%	45%
UNKNOWN/NOT REPORTED	0%	4%

<u>DEMOGRAPHICS</u>	<u>MONTH</u>	<u>YTD</u>
MALE	79%	77%
FEMALE	21%	23%
AVERAGE AGE	41	39

<u>PUBLIC/BYSTANDER NARCAN ADMISNITERED PRIOR TO EMS ARRIVAL</u>	<u>MONTH</u>	<u>YTD</u>
PUBLIC/BYSTANDER NACAN GIVEN	31%	34%

<u>ETHNICITY</u>	<u>MONTH</u>	<u>YTD</u>
CAUCASION	75%	73%
HISPANIC OR LATINO	0%	4%
UNKNOWN/NOT REPORTED	21%	19%
BLACK/AFRICAN AMERICAN	4%	4%
AMERICAN INDIAN	0%	0%
OTHER RACE	0%	0%
ASIAN	0%	0%
NATIVE HAWAIIAN	0%	0%



NASHUA, NH

NOVEMBER 2022

SUSPECTED OPIOID OVERDOSES BY THE NUMBERS

<u>HOW MANY</u>	<u>NOVEMBER</u>	<u>YTD</u>
SUSPECTED OPIOID OVERDOSES	15	223
CHANGE FROM THE PRIOR MONTH	- 7	
% CHANGE FROM PRIOR MONTH	- 32 %	

SUSPECTED OPIOID OVERDOSE DEATHS*	5	39
-----------------------------------	---	----

**All fatality data is subject to confirmation by the Office of the Chief NH Medical Examiner and as such is subject to change.*

<u>WHERE DID THEY HAPPEN</u>	<u>MONTH</u>	<u>YTD</u>
HOME OR RESIDENCE	73%	56%
PUBLIC BUILDING OR PUBLIC AREA	7%	11%
ROADWAY OR VEHICLE	0%	13%
BUSINESS OR COMMERCIAL	13%	9%
HOTEL OR MOTEL	7%	9%
BAR OR RESTURANT	0%	3%
JAIL OR PRISON	0%	0%
FIREHOUSE	0%	0%
MEDICAL FACILITY	0%	0%

<u>REPORTED CURRENT PLACE OF RESIDENCE</u>	<u>MONTH</u>	<u>YTD</u>
MANCHESTER	0%	1%
HOMELESS/NO FIXED ADDRESS	7%	14%
OTHER NH COMMUNITY	7%	9%
OUT OF STATE	0%	5%
NASHUA	67%	65%
UNKNOWN/NOT REPORTED	20%	6%

<u>WAS THIS THE 1ST OPIOID OD ENCOUNTER IN NASHUA AND/OR MANCHESTER?</u>	<u>MONTH</u>	<u>YTD</u>
1st ENCOUNTER	47%	50%
REPEAT ENCOUNTER	47%	48%
UNKNOWN/NOT REPORTED	6%	2%

<u>DEMOGRAPHICS</u>	<u>MONTH</u>	<u>YTD</u>
MALE	93%	71%
FEMALE	7%	29%
AVERAGE AGE	49	42

<u>PUBLIC/BYSTANDER NARCAN ADMISNITERED PRIOR TO EMS ARRIVAL</u>	<u>MONTH</u>	<u>YTD</u>
PUBLIC/BYSTANDER NACAN GIVEN	7%	21%

<u>ETHNICITY</u>	<u>MONTH</u>	<u>YTD</u>
CAUCASION	80%	80%
HISPANIC OR LATINO	0%	3%
UNKNOWN/NOT REPORTED	20%	11%
BLACK/AFRICAN AMERICAN	0%	5%
AMERICAN INDIAN	0%	0%
OTHER RACE	0%	1%
ASIAN	0%	0%
NATIVE HAWAIIAN	0%	0%



MANCHESTER & NASHUA, NH COMBINED NOVEMBER 2022 SUSPECTED OPIOID OVERDOSES BY THE NUMBERS

<u>HOW MANY</u>	<u>NOVEMBER</u>	<u>YTD</u>
SUSPECTED OPIOID OVERDOSES	63	879
CHANGE FROM THE PRIOR MONTH	+ 7	
% CHANGE FROM PRIOR MONTH	+ 13%	

SUSPECTED OPIOID OVERDOSE DEATHS*	8	112
-----------------------------------	---	-----

**All fatality data is subject to confirmation by the Office of the Chief NH Medical Examiner and as such is subject to change.*

<u>WHERE DID THEY HAPPEN</u>	<u>MONTH</u>	<u>YTD</u>
HOME OR RESIDENCE	49%	41%
PUBLIC BUILDING OR PUBLIC AREA	21%	23%
ROADWAY OR VEHICLE	13%	18%
BUSINESS OR COMMERCIAL	6%	8%
HOTEL OR MOTEL	5%	6%
BAR OR RESTURANT	0%	1%
JAIL OR PRISON	2%	1%
FIREHOUSE	0%	0%
MEDICAL FACILITY	3%	2%

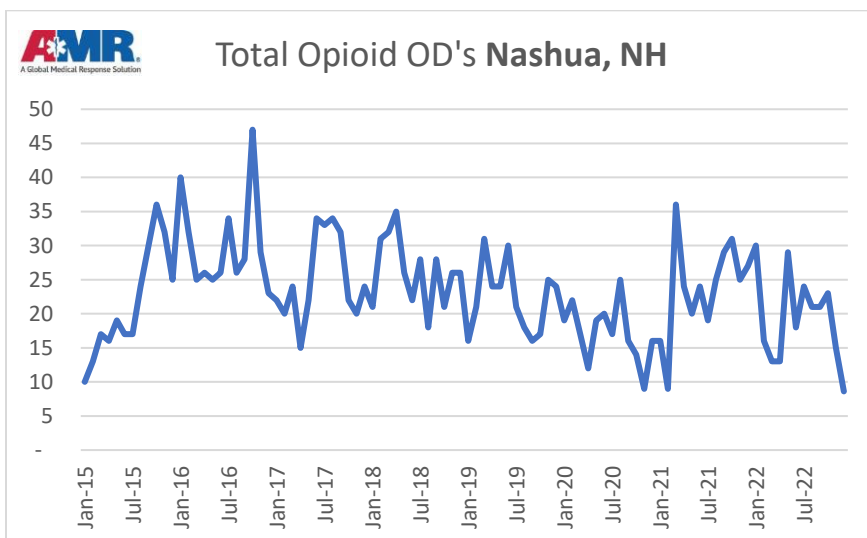
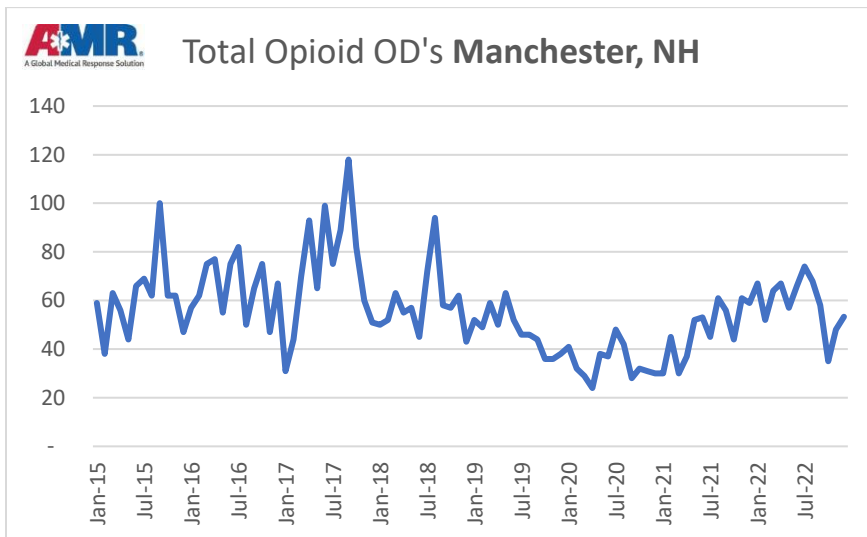
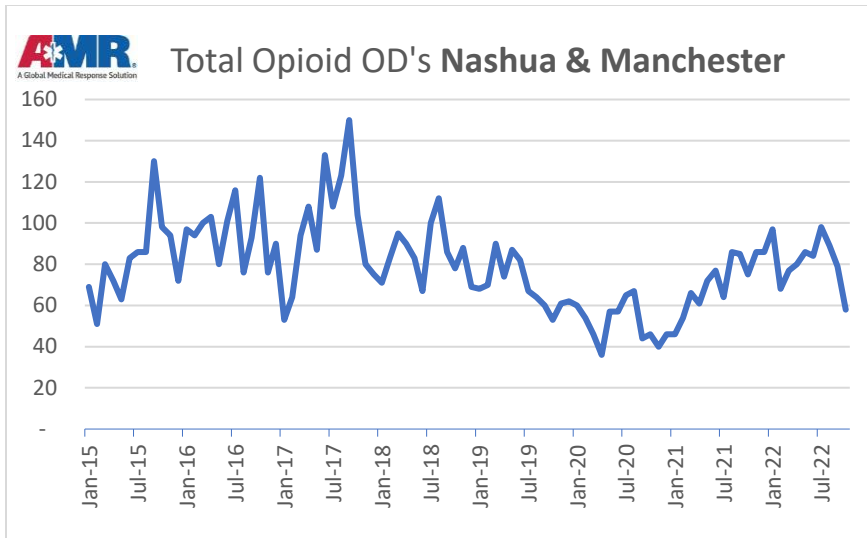
<u>REPORTED CURRENT PLACE OF RESIDENCE</u>	<u>MONTH</u>	<u>YTD</u>
MANCHESTER	40%	32%
HOMELESS/NO FIXED ADDRESS	29%	35%
OTHER NH COMMUNITY	8%	8%
OUT OF STATE	0%	3%
NASHUA	17%	18%
UNKNOWN/NOT REPORTED	6%	5%

<u>WAS THIS THE 1ST OPIOID OD ENCOUNTER IN NASHUA AND/OR MANCHESTER?</u>	<u>MONTH</u>	<u>YTD</u>
1st ENCOUNTER	56%	50%
REPEAT ENCOUNTER	43%	46%
UNKNOWN/NOT REPORTED	2%	4%

<u>DEMOGRAPHICS</u>	<u>MONTH</u>	<u>YTD</u>
MALE	83%	75%
FEMALE	17%	25%
AVERAGE AGE	41	

<u>PUBLIC/BYSTANDER NARCAN ADMISNITERED PRIOR TO EMS ARRIVAL</u>	<u>MONTH</u>	<u>YTD</u>
PUBLIC/BYSTANDER NACAN GIVEN	25%	30%

<u>ETHNICITY</u>	<u>MONTH</u>	<u>YTD</u>
CAUCASION	76%	74%
HISPANIC OR LATINO	0%	4%
UNKNOWN/NOT REPORTED	21%	17%
BLACK/AFRICAN AMERICAN	3%	4%
AMERICAN INDIAN	0%	0%
OTHER RACE	0%	0%
ASIAN	0%	0%
NATIVE HAWAIIAN	0%	0%



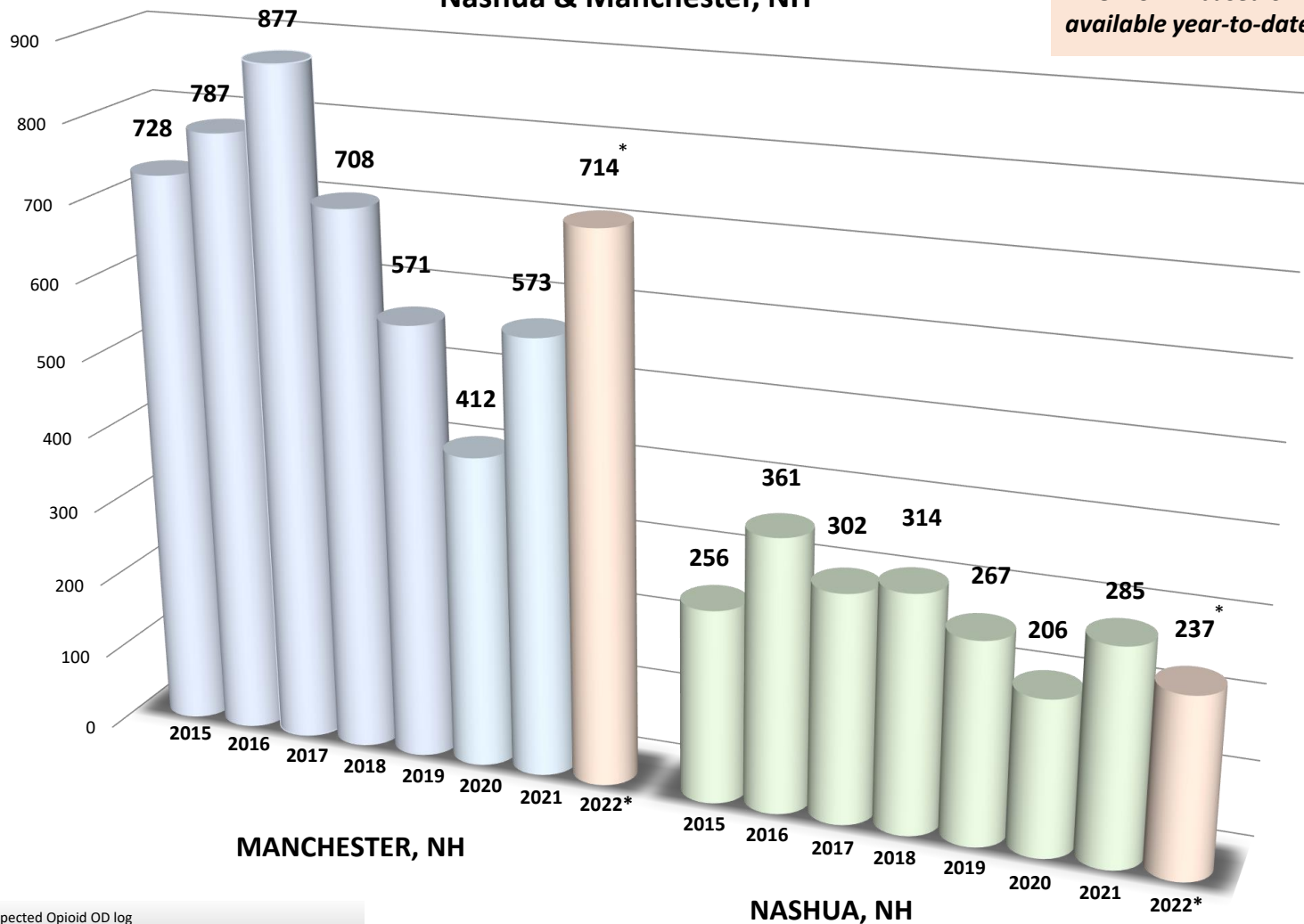
Data through 12/19/22



SUSPECTED OPIOID OVERDOSES

Nashua & Manchester, NH

**2022 annual data is PROJECTED based on actual available year-to-date data.*



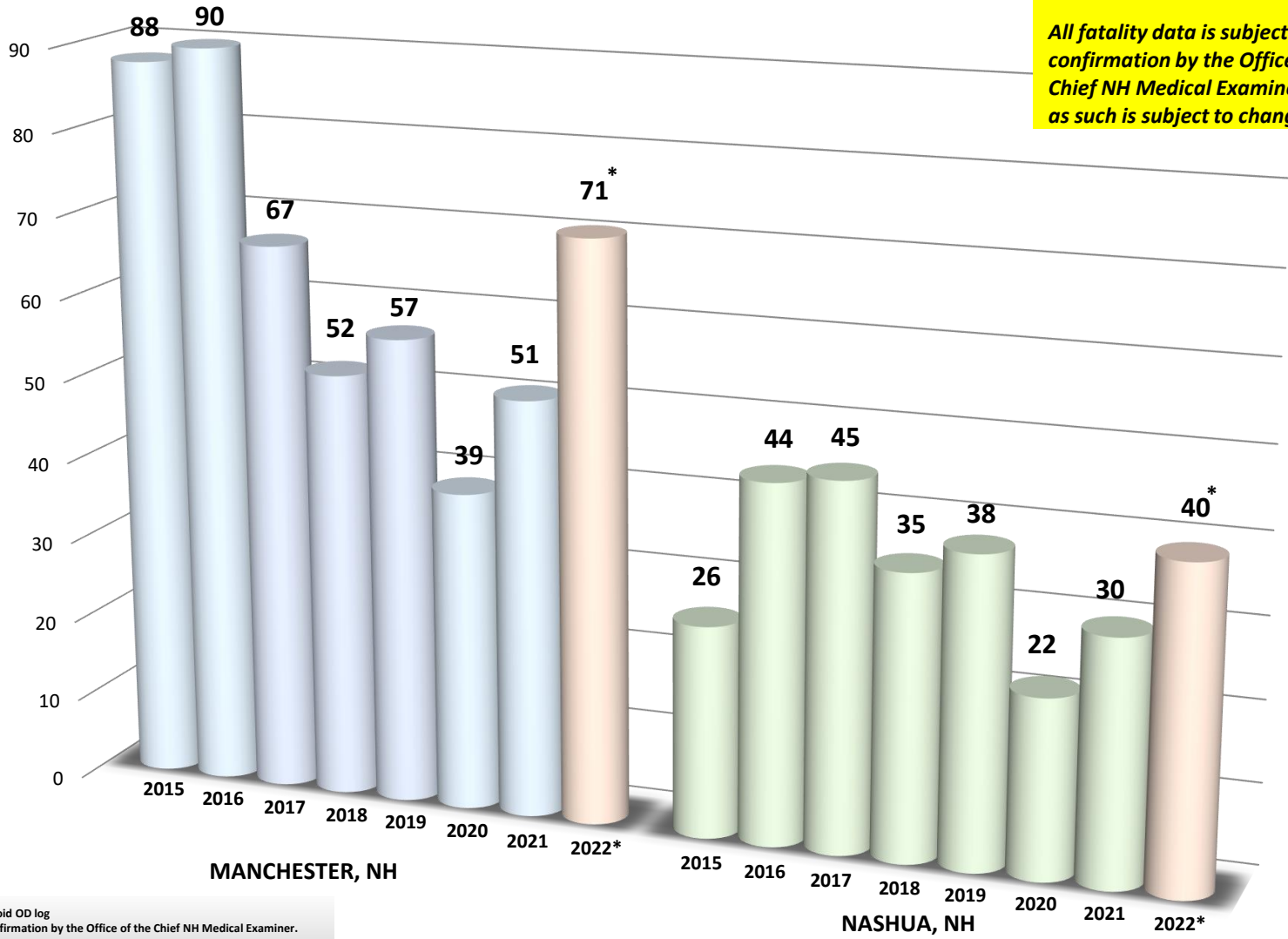
Source data - AMR Suspected Opioid OD log
*2022 annual data is PROJECTED based on actual year-to-date data available



SUSPECTED OPIOID OVERDOSE DEATHS Nashua & Manchester, NH

***2022 annual data is PROJECTED based on actual year-to-date available data.**

All fatality data is subject to confirmation by the Office of the Chief NH Medical Examiner and as such is subject to change.

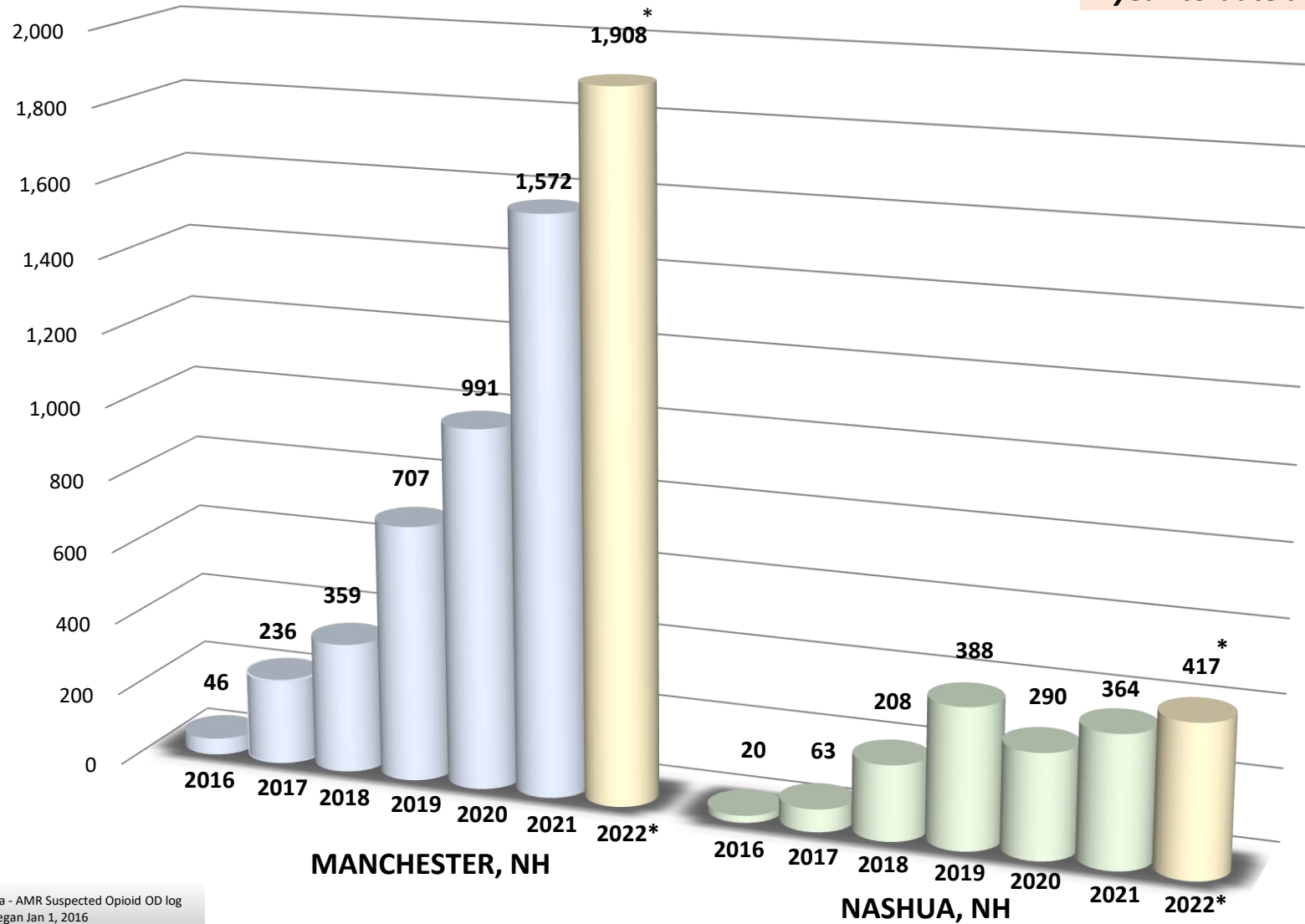


Source data - AMR Suspected Opioid OD log
All fatality data is subject to confirmation by the Office of the Chief NH Medical Examiner.



**PUBLIC NARCAN® USE
PRIOR TO ARRIVAL OF FIRST RESPONDERS
DATA SHOWS MILLIGRAMS REPORTED ADMINISTERED**

**2022 annual data is
PROJECTED based on
actual available
year-to-date data.*



Source data - AMR Suspected Opioid OD log
Tracking began Jan 1, 2016