



MANCHESTER, NH

OCTOBER 2022

SUSPECTED OPIOID OVERDOSES BY THE NUMBERS

<u>HOW MANY</u>	<u>OCTOBER</u>	<u>YTD</u>
SUSPECTED OPIOID OVERDOSES	34	595
CHANGE FROM THE PRIOR MONTH	- 22	
% CHANGE FROM PRIOR MONTH	- 40%	

SUSPECTED OPIOID OVERDOSE DEATHS*	5	59
-----------------------------------	---	----

**All fatality data is subject to confirmation by the Office of the Chief NH Medical Examiner and as such is subject to change.*

<u>WHERE DID THEY HAPPEN</u>	<u>MONTH</u>	<u>YTD</u>
HOME OR RESIDENCE	38%	35%
PUBLIC BUILDING OR PUBLIC AREA	12%	28%
ROADWAY OR VEHICLE	29%	20%
BUSINESS OR COMMERCIAL	9%	8%
HOTEL OR MOTEL	3%	5%
BAR OR RESTURANT	0%	1%
JAIL OR PRISON	0%	1%
FIREHOUSE	0%	0%
MEDICAL FACILITY	9%	2%

<u>REPORTED CURRENT PLACE OF RESIDENCE</u>	<u>MONTH</u>	<u>YTD</u>
MANCHESTER	41%	42%
HOMELESS/NO FIXED ADDRESS	41%	44%
OTHER NH COMMUNITY	0%	8%
OUT OF STATE	0%	2%
NASHUA	12%	2%
UNKNOWN/NOT REPORTED	6%	2%

<u>WAS THIS THE 1ST OPIOID OD ENCOUNTER IN NASHUA AND/OR MANCHESTER?</u>	<u>MONTH</u>	<u>YTD</u>
1st ENCOUNTER	56%	52%
REPEAT ENCOUNTER	44%	46%
UNKNOWN/NOT REPORTED	0%	3%

<u>DEMOGRAPHICS</u>	<u>MONTH</u>	<u>YTD</u>
MALE	68%	76%
FEMALE	32%	24%
AVERAGE AGE	37	

<u>PUBLIC/BYSTANDER NARCAN ADMISNITERED PRIOR TO EMS ARRIVAL</u>	<u>MONTH</u>	<u>YTD</u>
PUBLIC/BYSTANDER NACAN GIVEN	32%	35%

<u>ETHNICITY</u>	<u>MONTH</u>	<u>YTD</u>
CAUCASION	71%	74%
HISPANIC OR LATINO	6%	4%
UNKNOWN/NOT REPORTED	21%	17%
BLACK/AFRICAN AMERICAN	3%	4%
AMERICAN INDIAN	0%	0%
OTHER RACE	0%	0%
ASIAN	0%	0%
NATIVE HAWAIIAN	0%	0%



NASHUA, NH

OCTOBER 2022

SUSPECTED OPIOID OVERDOSES BY THE NUMBERS

<u>HOW MANY</u>	<u>OCTOBER</u>	<u>YTD</u>
SUSPECTED OPIOID OVERDOSES	22	209
CHANGE FROM THE PRIOR MONTH	+ 1	
% CHANGE FROM PRIOR MONTH	+ 5 %	

SUSPECTED OPIOID OVERDOSE DEATHS* 2 35

**All fatality data is subject to confirmation by the Office of the Chief NH Medical Examiner and as such is subject to change.*

<u>WHERE DID THEY HAPPEN</u>	<u>MONTH</u>	<u>YTD</u>
HOME OR RESIDENCE	55%	56%
PUBLIC BUILDING OR PUBLIC AREA	23%	10%
ROADWAY OR VEHICLE	5%	14%
BUSINESS OR COMMERCIAL	14%	8%
HOTEL OR MOTEL	0%	10%
BAR OR RESTURANT	5%	3%
JAIL OR PRISON	0%	0%
FIREHOUSE	0%	0%
MEDICAL FACILITY	0%	1%

<u>REPORTED CURRENT PLACE OF RESIDENCE</u>	<u>MONTH</u>	<u>YTD</u>
MANCHESTER	0%	1%
HOMELESS/NO FIXED ADDRESS	27%	15%
OTHER NH COMMUNITY	9%	9%
OUT OF STATE	9%	6%
NASHUA	55%	65%
UNKNOWN/NOT REPORTED	0%	4%

<u>WAS THIS THE 1ST OPIOID OD ENCOUNTER IN NASHUA AND/OR MANCHESTER?</u>	<u>MONTH</u>	<u>YTD</u>
1st ENCOUNTER	45%	52%
REPEAT ENCOUNTER	55%	48%
UNKNOWN/NOT REPORTED	0%	0%

<u>DEMOGRAPHICS</u>	<u>MONTH</u>	<u>YTD</u>
MALE	77%	67%
FEMALE	23%	33%
AVERAGE AGE	48	

<u>PUBLIC/BYSTANDER NARCAN ADMISNITERED PRIOR TO EMS ARRIVAL</u>	<u>MONTH</u>	<u>YTD</u>
PUBLIC/BYSTANDER NACAN GIVEN	14%	22%

<u>ETHNICITY</u>	<u>MONTH</u>	<u>YTD</u>
CAUCASION	82%	81%
HISPANIC OR LATINO	5%	3%
UNKNOWN/NOT REPORTED	14%	9%
BLACK/AFRICAN AMERICAN	5%	6%
AMERICAN INDIAN	0%	1%
OTHER RACE	0%	0%
ASIAN	0%	0%
NATIVE HAWAIIAN	0%	1%



MANCHESTER & NASHUA, NH COMBINED OCTOBER 2022 SUSPECTED OPIOID OVERDOSES BY THE NUMBERS

<u>HOW MANY</u>	<u>OCTOBER</u>	<u>YTD</u>
SUSPECTED OPIOID OVERDOSES	56	804
CHANGE FROM THE PRIOR MONTH	- 21	
% CHANGE FROM PRIOR MONTH	- 27%	

SUSPECTED OPIOID OVERDOSE DEATHS*	7	94
-----------------------------------	---	----

**All fatality data is subject to confirmation by the Office of the Chief NH Medical Examiner and as such is subject to change.*

<u>WHERE DID THEY HAPPEN</u>	<u>MONTH</u>	<u>YTD</u>
HOME OR RESIDENCE	45%	40%
PUBLIC BUILDING OR PUBLIC AREA	9%	23%
ROADWAY OR VEHICLE	27%	19%
BUSINESS OR COMMERCIAL	11%	8%
HOTEL OR MOTEL	2%	6%
BAR OR RESTURANT	2%	2%
JAIL OR PRISON	0%	1%
FIREHOUSE	0%	0%
MEDICAL FACILITY	5%	2%

<u>REPORTED CURRENT PLACE OF RESIDENCE</u>	<u>MONTH</u>	<u>YTD</u>
MANCHESTER	25%	32%
HOMELESS/NO FIXED ADDRESS	36%	36%
OTHER NH COMMUNITY	4%	8%
OUT OF STATE	4%	3%
NASHUA	29%	18%
UNKNOWN/NOT REPORTED	4%	3%

<u>WAS THIS THE 1ST OPIOID OD ENCOUNTER IN NASHUA AND/OR MANCHESTER?</u>	<u>MONTH</u>	<u>YTD</u>
1st ENCOUNTER	52%	52%
REPEAT ENCOUNTER	48%	47%
UNKNOWN/NOT REPORTED	0%	2%

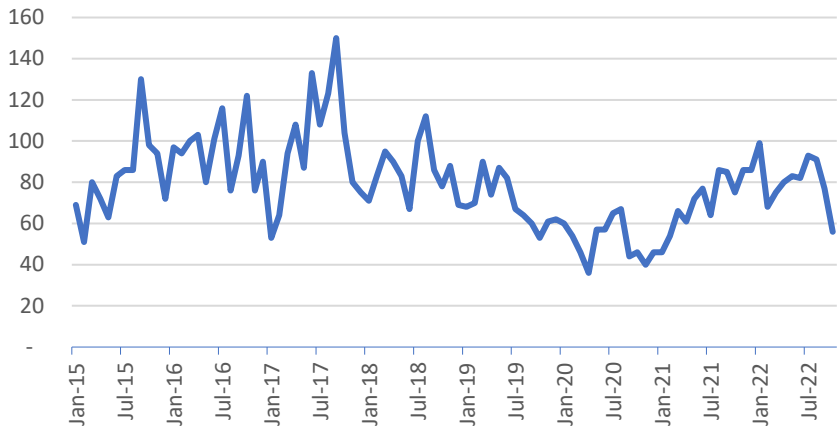
<u>DEMOGRAPHICS</u>	<u>MONTH</u>	<u>YTD</u>
MALE	71%	74%
FEMALE	29%	26%
AVERAGE AGE	41	

<u>PUBLIC/BYSTANDER NARCAN ADMISNITERED PRIOR TO EMS ARRIVAL</u>	<u>MONTH</u>	<u>YTD</u>
PUBLIC/BYSTANDER NACAN GIVEN	38%	31%

<u>ETHNICITY</u>	<u>MONTH</u>	<u>YTD</u>
CAUCASION	75%	76%
HISPANIC OR LATINO	5%	4%
UNKNOWN/NOT REPORTED	18%	15%
BLACK/AFRICAN AMERICAN	2%	5%
AMERICAN INDIAN	0%	0%
OTHER RACE	0%	0%
ASIAN	0%	0%
NATIVE HAWAIIAN	0%	0%



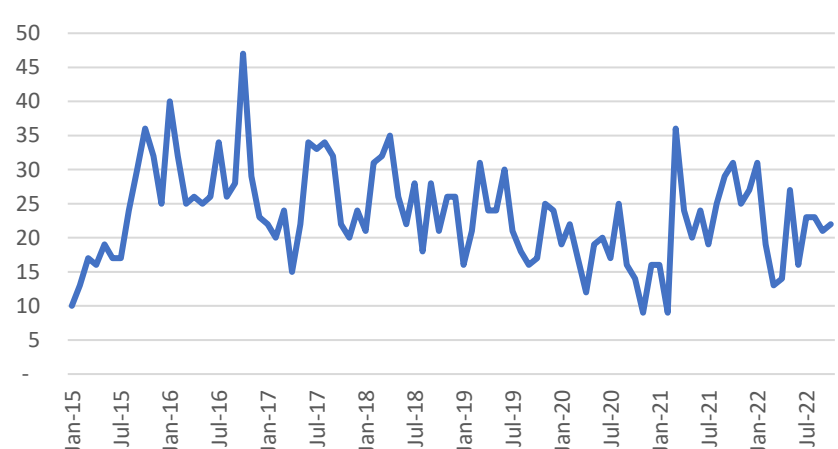
Total Opioid OD's Nashua & Manchester



Total Opioid OD's Manchester, NH



Total Opioid OD's Nashua, NH



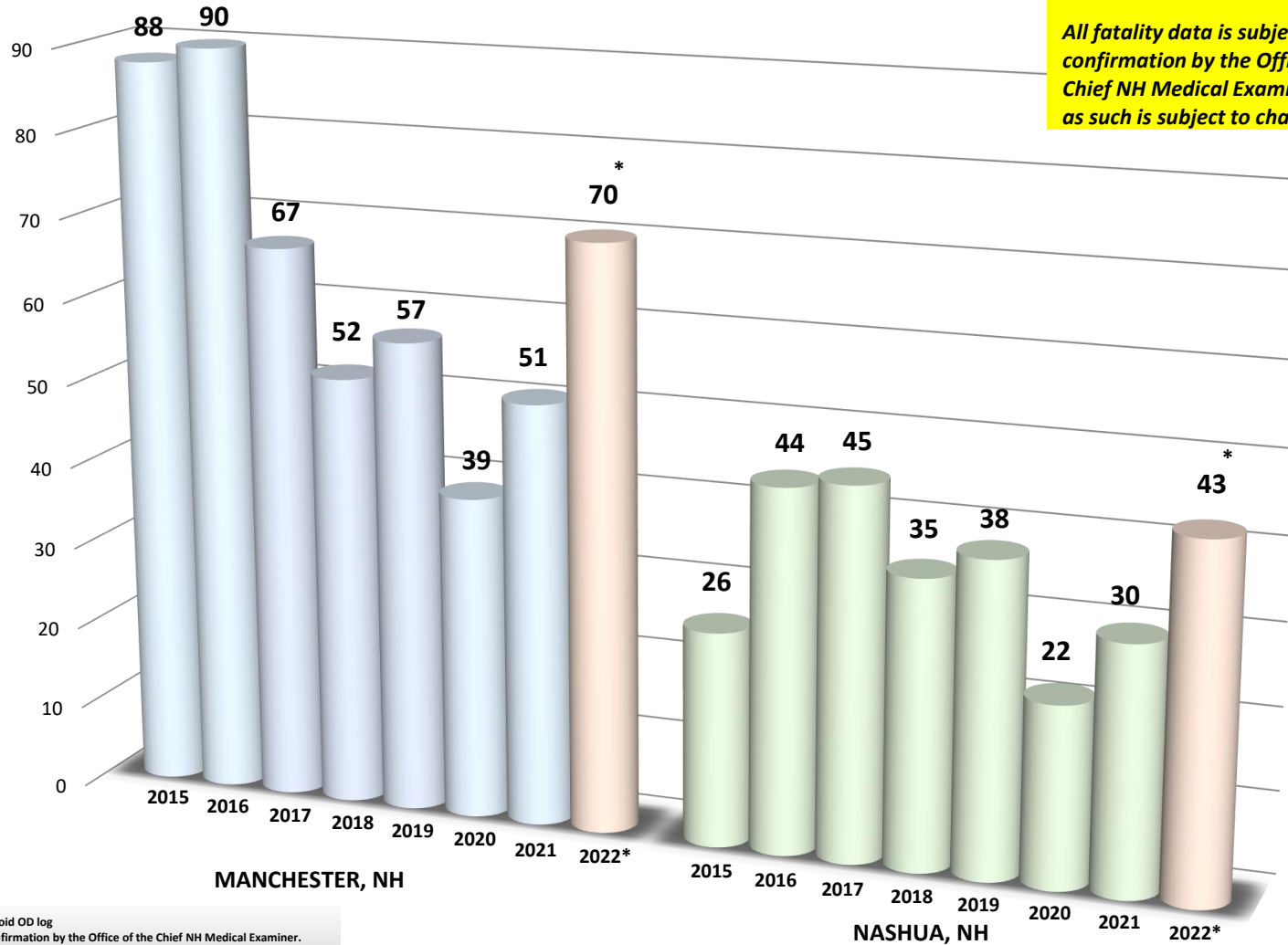


SUSPECTED OPIOID OVERDOSE DEATHS

Nashua & Manchester, NH

***2022 annual data is PROJECTED based on actual year-to-date available data.**

All fatality data is subject to confirmation by the Office of the Chief NH Medical Examiner and as such is subject to change.



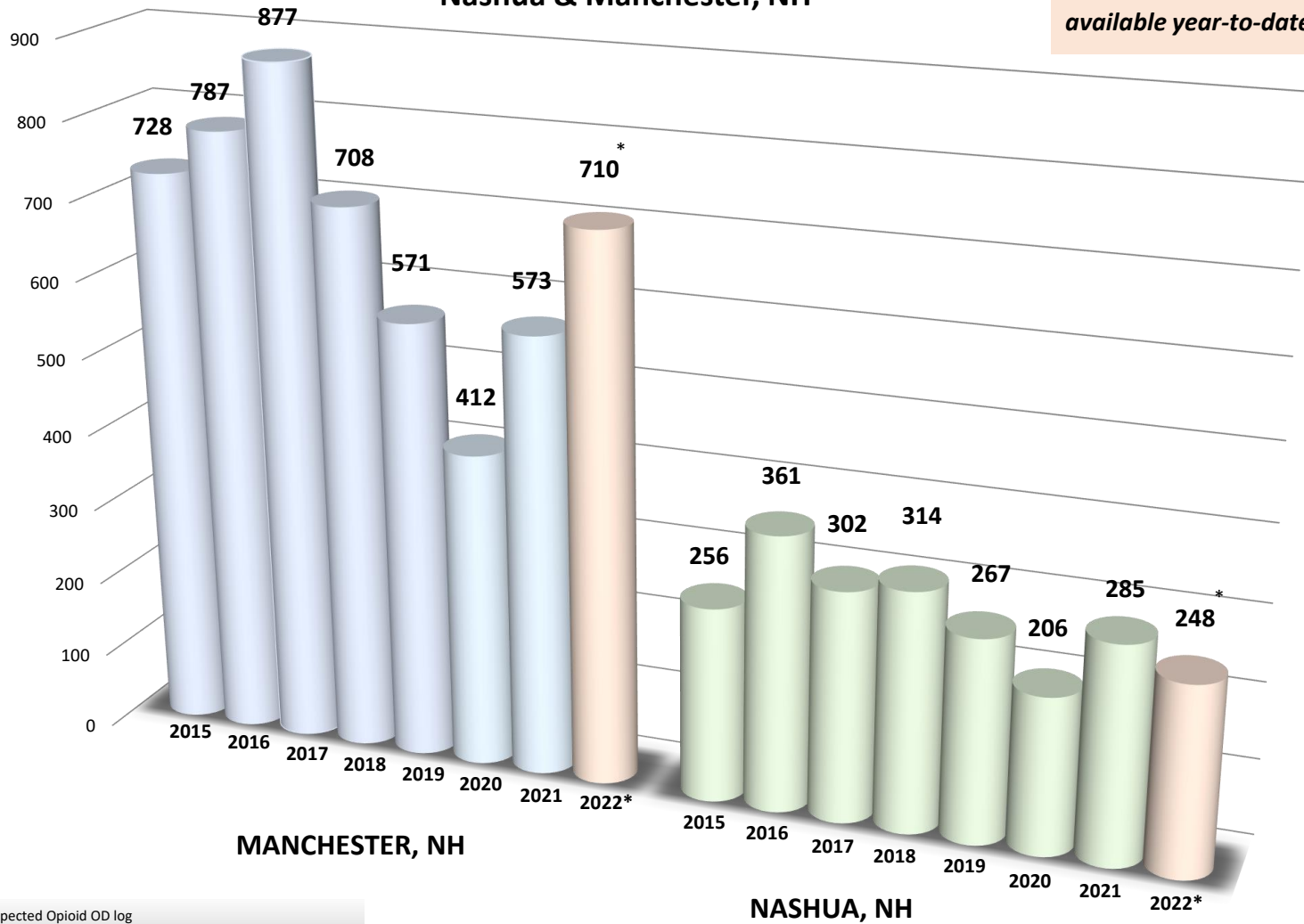
Source data - AMR Suspected Opioid OD log
All fatality data is subject to confirmation by the Office of the Chief NH Medical Examiner.



SUSPECTED OPIOID OVERDOSES

Nashua & Manchester, NH

**2022 annual data is PROJECTED based on actual available year-to-date data.*

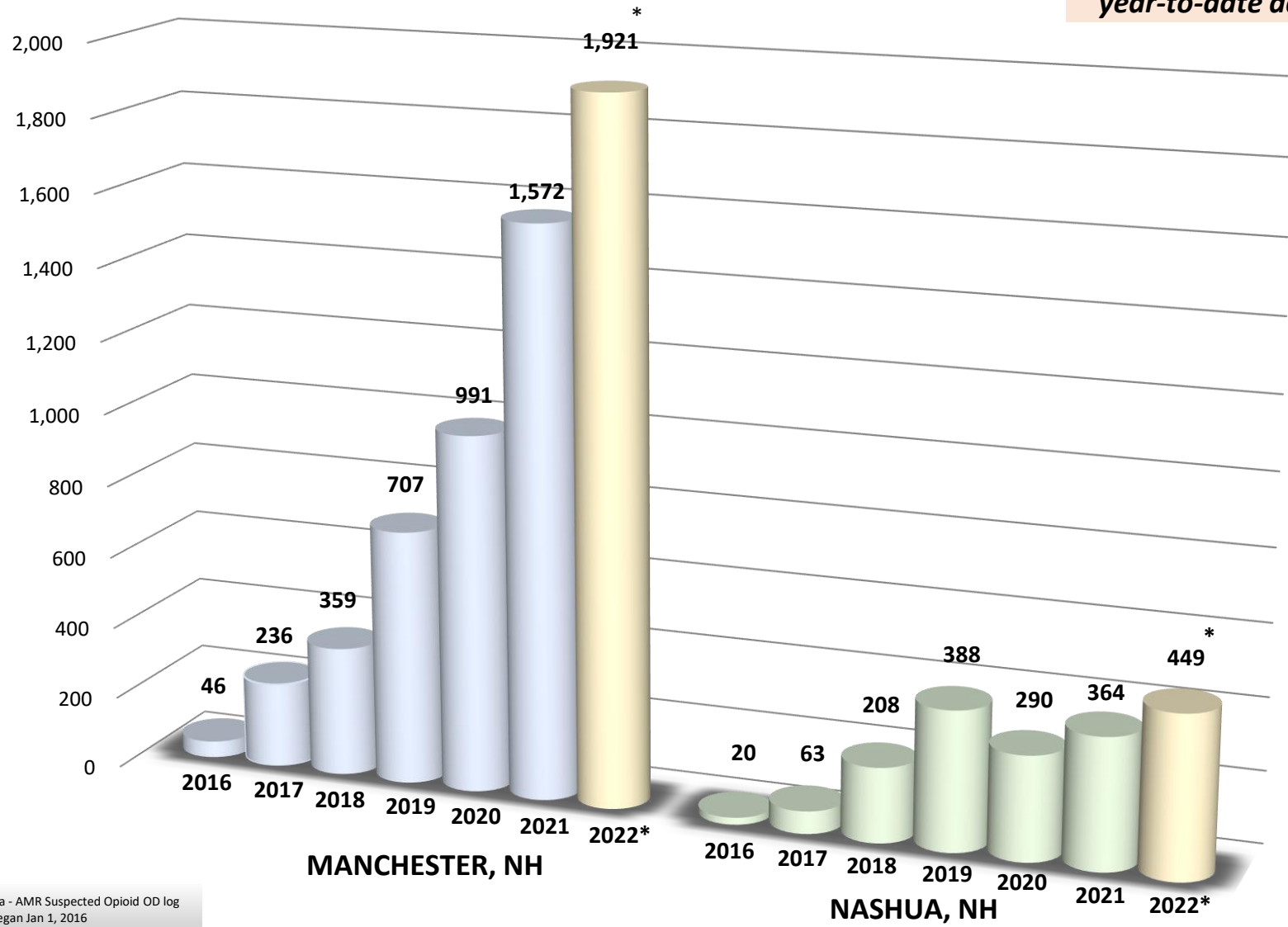


Source data - AMR Suspected Opioid OD log
*2022 annual data is PROJECTED based on actual year-to-date data available



**PUBLIC NARCAN® USE
PRIOR TO ARRIVAL OF FIRST RESPONDERS
DATA SHOWS MILLIGRAMS REPORTED ADMINISTERED**

**2022 annual data is
PROJECTED based on
actual available
year-to-date data.*



Source data - AMR Suspected Opioid OD log
Tracking began Jan 1, 2016