

The background features abstract, overlapping geometric shapes in various shades of blue, ranging from light sky blue to deep navy blue. The shapes are primarily triangles and polygons, creating a dynamic, modern aesthetic. The text is centered on a white background within this design.

# **The CMS RxDC**

## **An Alternative Source of Data for NH PDAB**

**Jason Aziz, Ph.D.**  
**New Hampshire Insurance Department**



# Introduction

- ▶ Under Section 204 (of Title II, Division BB) of the Consolidated Appropriations Act, 2021 (CAA), **insurance companies and employer-based health plans** must submit information about prescription drugs and health care spending.
- ▶ CMS RxDC is the result
  - ▶ Rx= Prescription (drugs)
  - ▶ DC = data collection
- ▶ Not only about Rx drugs
  - ▶ Healthcare Spending
  - ▶ Premiums paid
  - ▶ Enrollment data














# Primary Purpose(s)

- ▶ Identify major drivers of increases in prescription drug and health care spending
- ▶ Understand how prescription drug rebates impact premiums and out-of-pocket costs
- ▶ Promote transparency in prescription drug pricing
- ▶ These are central objectives of the NH PDAB



# Eleven Different Reporting Parameters

 D1-Premium-and-Life-Years-06-28...	Microsoft Excel Template
 D2-Spending-by-Category-11-23-2...	Microsoft Excel Template
 D3-Top-50-Most-Frequent-Brand-...	Microsoft Excel Template
 D4-Top-50-Most-Costly-Drugs-11-...	Microsoft Excel Template
 D5-Top-50-Drugs-by-Spending-Inc...	Microsoft Excel Template
 D6-Rx-Totals-06-28-2022.xltx	Microsoft Excel Template
 D7-Rx-Rebates-by-Therapeutic-Cla...	Microsoft Excel Template
 D8-Rx-Rebates-for-the-Top-25-Dru...	Microsoft Excel Template
 P1-Individual-and-Student-Market...	Microsoft Excel Template
 P2-Group-Health-Plan-List-06-28-...	Microsoft Excel Template
 P3-FEHB-Plan-List-06-28-2022.xltx	Microsoft Excel Template

- ▶ Some parameters are similar to 126-BB:5(IV)(a),(b),(c)
- ▶ Rebate information is also available; 126-BB:9(III)(d)(1),(2)
- ▶ Plan enrollment files
  - ▶ Includes FEHB (NH CHIS lacks most FEHB plans)



# Data Reports

- ▶ Published annually by CMS
- ▶ First output expected by July 2023
  - ▶ Downloadable .xlsx or .csv files
  - ▶ Some outputs will be stratified by state level



# Advantages/Disadvantages

## Advantages

- ▶ It's free...
- ▶ Another lens to view Rx pricing
- ▶ May allow for the identification of '*public payors*'
- ▶ Includes FEHB data

## Disadvantages

- ▶ States have little/no control over data collection or reporting
- ▶ Reporting compliance measures may not be assessed

# Contact Info

**Jason Aziz, Ph.D.**  
**Director of Healthcare Economics**  
**New Hampshire Department of Insurance**

Desk: (603) 271-4191

E-Mail: [Jason.J.Aziz@ins.nh.gov](mailto:Jason.J.Aziz@ins.nh.gov)

Web: <https://www.nh.gov/insurance/>  
NHID Webinar on Price Transparency in Healthcare:  
<https://youtu.be/BlgJvYrTmAc>